1976

Ranked #8

ACC CHAMPIONS

The powerful Terrapins swept through the regular season undefeated and became only the second team in ACC history to win three consecutive league titles outright. Coach Jerry Claiborne's club ran its conference victory string to a record 20 straight. The Terps appeared in a bowl for the fourth straight year, losing to Southwest Conference champion Houston, 30-21, in the Cotton Bowl. Maryland tackle Joe Campbell was a consensus All-American. Maryland's No. 8 ranking in the final AP poll was the first Top 10 finish by an ACC team since 1960.



ACC Standings

Team	ACC W-L-T	ACC Pts.	ACC Opp.	Overall W-L-T	Overall Pts.	Overall Opp.
Maryland	5-0-0	111	24	11-1-0	294	115
North Carolina	4-1-0	144	102	9-3-0	243	220
Wake Forest	3-3-0	124	118	5-6-0	177	206
Duke	2-3-1	125	145	5-5-1	234	245
NC State	2-3-0	97	98	3-7-1	205	258
Virginia	1-4-0*	40	111	2-9-0	106	266
Clemson	0-4-1	76	123	3-6-2	172	237

**Loss to Virginia Tech counted as conference game*

ACC Bowl Games

Cotton Bowl: **Houston 30, Maryland 21**
Peach Bowl: Kentucky 21, North Carolina 0

Maryland Results (11-1, 5-0)

11-1-0 (6-0, 5-0, 0-1) • ACC: 5-0-0, Champions
Head Coach: Jerry Claiborne

S11	[12]	[-]	Richmond	W	31-7
S18	[10]	[-]	at West Virginia	W	24-3
S25	[8]	[-]	at Syracuse	W	42-28
O2	[7]	[-]	Villanova	W	20-9
O9	[7]	[-]	• at NC State	W	16-6
O16	[5]	[-]	• Wake Forest	W	17-15
O23	[6]	[-]	• at Duke	W	30-3
O30	[5]	[-]	Kentucky	W	24-14
N6	[6]	[-]	Cincinnati	W	21-0
N13	[6]	[-]	• Clemson [HC]	W	20-0
N20	[6]	[-]	• at Virginia	W	28-0
Cotton Bowl					
J1	[4]	[6]	Houston [1]	L	21-30

[1] *at Dallas, Texas (Cotton Bowl)*



Mark Manges was featured on the cover of Sports Illustrated on Oct. 4.

1978

Ranked #20

The Terps fired out of the gates 8-0 including a 31-7 homecoming win over No. 20 NC State. Maryland steadily rose in the polls, and after a 27-0 shutout of Duke, was No. 5 heading into a showdown at No. 2 Penn State. The Nittany Lions won a 27-3 decision in front of 78,019 which dropped Maryland to No. 13 in the polls, but after a 17-7 win at Virginia the Terps were paired with Clemson for an ACC first-place showdown. No. 11 Maryland and No. 12 Clemson entered the regular season finale both tied at 5-0. Clemson emerged from the Byrd Stadium shootout a 28-24 victor. The loss sent Maryland into a disappointing Sun Bowl matchup with Texas where it suffered its worst bowl loss ever, 42-0.

ACC Standings

Team	ACC W-L-T	ACC Pts.	ACC Opp.	Overall W-L-T	Overall Pts.	Overall Opp.
Clemson	6-0-0	183	71	11-1-0	368	131
Maryland	5-1-0	159	62	9-3-0	261	167
NC State	4-2-0	133	112	9-3-0	280	108
North Carolina	3-3-0	124	132	5-6-0	199	216
Duke	2-4-0	56	108	4-7-0	108	247
Wake Forest	1-5-0	59	161	1-10-0	104	274
Virginia	0-6-0	75	143	2-9-0	139	236

ACC Bowl Games

Sun Bowl: **Texas 42, Maryland 0**
Tangerine Bowl: NC State 30, Pittsburgh 17
Gator Bowl: Clemson 17, Ohio State 15

Maryland Results (9-3, 5-1)

9-3-0 (4-1, 5-1, 0-1) • ACC: 5-1-0, 2nd
Head Coach: Jerry Claiborne

S9			Tulane	W	31-7
S16	[20]	[-]	at Louisville	W	24-17
S23	[18]	[-]	• at North Carolina	W	21-20
S30	[15]	[-]	Kentucky	W	20-3
O7	[12]	[20]	• NC State [HC]	W	31-7
O14	[10]	[-]	at Syracuse	W	24-9
O21	[6]	[-]	• Wake Forest	W	39-0
O28	[5]	[-]	• at Duke	W	27-0
N4	[5]	[2]	at Penn State	L	3-27
N11	[13]	[-]	• at Virginia	W	17-7
N18	[11]	[12]	• Clemson	L	24-28
Sun Bowl					
D23	[13]	[14]	Texas [1]	L	0-42

[1] *at El Paso, Texas (Sun Bowl)*



Tim O'Hare throwing for a TD in the Terps' homecoming win on Oct. 7.

1982

Junior quarterback Boomer Esiason led the Terrapins and first-year head coach Bobby Ross to a seven-game midseason win streak which earned Maryland its first national ranking in two seasons. After early season losses at No. 7 Penn State and No. 17 West Virginia, Maryland scored points at will while rolling through its ACC schedule. The Terrapins' 31-point average was second only to its undefeated season of 1951, and Ross was named the national coach of the year by the Washington Touchdown Club. A 31-24 win at No. 10 North Carolina put Maryland back in the rankings, and another shootout with Clemson would determine the ACC champion. No. 16 Maryland was invited to the inaugural Aloha Bowl in Honolulu where it surrendered a last-second touchdown to No. 9 Washington, losing 21-20.

ACC Standings

	ACC			Overall		
Team	**W-L-T**	**Pts.**	**Opp.**	**W-L-T**	**Pts.**	**Opp.**
Clemson	6-0-0	196	95	9-1-1	289	147
Maryland	5-1-0	222	121	8-4-0	373	220
North Carolina	3-3-0	146	100	8-4-0	348	149
Duke	3-3-0	172	179	6-5-0	307	290
NC State	3-3-0	111	131	6-5-0	206	255
Virginia	1-5-0	92	214	2-9-0	208	320
Wake Forest	0-6-0	91	186	3-8-0	200	286
Georgia Tech				6-5-0	239	286

ACC Bowl Games

Aloha Bowl: **Washington 21, Maryland 20**
Sun Bowl: North Carolina 26, Texas 10

Ranked #20



Maryland Results (8-4, 5-1)

8-4-0 (5-1, 3-2, 0-1) • ACC: 5-1-0, 2nd
Head Coach: Bobby Ross

S11	[-]	[7]	at Penn State	L	31-39
S18	[-]	[17]	at West Virginia	L	18-19
S25			• NC State	W	23-6
O2			at Syracuse	W	26-3
O9			Indiana State	W	38-0
O16			• Wake Forest	W	52-31
O23			• Duke [HC]	W	49-22
O30	[-]	[10]	• at North Carolina	W	31-24
N7	[19]	[-]	Miami	W	18-17
N13	[18]	[11]	• Clemson	L	22-24
N20	[19]	[-]	• at Virginia	W	45-14
Aloha Bowl					
D25	[16]	[9]	Washington [1]	L	20-21

[1] *at Honolulu, Hawaii (Aloha Stadium)*

Willie Joyner ran for a 15-yard TD in a win over Indiana State on Oct. 9.

1983

ACC CHAMPIONS

Maryland claimed its first ACC title since 1976, finishing undefeated to top runner-up North Carolina (4-2). Maryland opened the season by winning six of its first seven contests, including ACC matchups vs. Virginia, Wake Forest, Duke and North Carolina. The Terps were ranked seventh in the nation prior to suffering a 35-23 setback at the hands of No. 3-ranked Auburn on Nov. 5. Maryland closed the regular season and wrapped up the ACC crown topping NC State on the road, 29-6.

ACC Standings

	ACC			Overall		
Team	**W-L-T**	**Pts.**	**Opp.**	**W-L-T**	**Pts.**	**Opp.**
Maryland	6-0-0	154	71	8-4-0	316	253
North Carolina	4-2-0	184	117	8-4-0	337	216
Georgia Tech	3-2-0	147	140	3-8-0	222	313
Duke	3-3-0	150	183	3-8-0	246	350
Virginia	3-3-0	145	150	6-5-0	252	280
NC State	1-5-0	108	159	3-8-0	236	246
Wake Forest	1-5-0	150	218	4-7-0	257	281
Clemson*				9-1-1	338	200

** Not eligible for championship by conference action*

ACC Bowl Games

Florida Citrus Bowl: **Tennessee 30, Maryland 23**
Peach Bowl: Florida State 28, North Carolina 3

Maryland Results (8-4, 6-0)

8-4-0 (5-1, 3-2, 0-1) • ACC: 6-0-0, Champions
Head Coach: Bobby Ross

S10	[17]	[-]	at Vanderbilt	W	21-14
S17	[17]	[20]	West Virginia	L	21-31
S24	[-]	[17]	Pittsburgh	W	13-7
O1	[19]	[-]	• Virginia	W	23-3
O8	[16]	[-]	Syracuse	W	34-13
O15	[16]	[-]	• at Wake Forest	W	36-33
O22	[15]	[-]	• Duke [HC]	W	38-3
O29	[13]	[3]	• North Carolina	W	28-26
N5	[7]	[3]	at Auburn	L	23-35
N12	[11]	[17]	• at Clemson *	L	27-52
N19	[20]	[-]	• at NC State	W	29-6
Florida Citrus Bowl					
D17	[16]	[-]	Tennessee [1]	L	23-30

[1] *at Orlando, Fla. (Florida Citrus Bowl)*
** Clemson ineligible for ACC title, game counts as Maryland win in ACC standings*



Frank Reich led the Terps to an upset win over Pittsburgh in his first college start on Sept. 24.

1984

ACC CHAMPIONS

Maryland pocketed the championship for the second year in a row and earned its fifth outright crown over the past 11 seasons. The title was not decided until the season's final weekend when the Terps knocked off Virginia, 45-34, for the league crown. Maryland, taking part in its third straight bowl game, defeated Tennessee in the Sun Bowl, 28-27. Maryland, trailing Miami 31-0 at the half on Nov. 10, rallied for 42 second-half points to beat the No. 6 Hurricanes, 42-40, setting a record for the greatest comeback in NCAA Division I-A football history.

ACC Standings

	ACC			Overall		
Team	**W-L-T**	**Pts.**	**Opp.**	**W-L-T**	**Pts.**	**Opp.**
Maryland	6-0-0	204	102	9-3-0	380	280
Virginia	3-1-2	189	108	8-4-0	337	216
North Carolina	3-2-1	119	125	5-5-1	234	274
Wake Forest	3-3-0	91	124	6-5-0	205	232
Georgia Tech	2-2-1	114	81	6-4-1	296	201
Duke	1-5-0	67	162	2-9-0	128	301
NC State	1-5-0	97	179	3-8-0	263	311
Clemson*				7-4-0	346	215

** Not eligible for championship by conference action*

ACC Bowl Games

Sun Bowl: **Maryland 28, Tennessee 27**
Peach Bowl: Virginia 27, Purdue 24

Ranked #12



Maryland Results (9-3, 6-0)

9-3-0 (2-2, 5-1, 2-0) • ACC: 6-0-0 Champions
Head Coach: Bobby Ross

S8			Syracuse	L	7-23
S15			Vanderbilt	L	14-23
S22	[-]	[17]	at West Virginia	W	20-17
S29			• Wake Forest	W	38-17
O6	[-]	[11]	at Penn State	L	24-25
O13			• NC State [HC]	W	44-21
O27			• at Duke	W	43-7
N3			• at North Carolina	W	34-23
N10	[-]	[6]	at Miami	W	42-40
N17	[-]	[20]	• Clemson [1]	W	41-23
N24	[18]	[-]	• at Virginia	W	45-34
Sun Bowl					
D22	[12]	[-]	Tennessee [2]	W	28-27

[1] at Baltimore, Md. (Memorial Stadium); [2] at El Paso, Texas (Sun Bowl)



Rick Badanjek was named ACC player of the week after leading the Terps to a win over NC State on Oct. 13.

1985

ACC CHAMPIONS

Maryland made it three championships in a row and six in 12 years by finishing unbeaten in ACC play. For the fourth straight year and 11th time in 13 seasons, the Terps took part in postseason play, knocking off Syracuse in the Cherry Bowl, 35-18. Maryland extended its ACC winning streak to 17 games with a 33-21 title-clinching victory over Virginia on the final weekend of the season. Offensive tackle J.D. Maarleveld was tabbed as a consensus All-American.

ACC Standings

	ACC			Overall		
Team	**W-L-T**	**Pts.**	**Opp.**	**W-L-T**	**Pts.**	**Opp.**
Maryland	6-0-0	192	92	9-3-0	326	192
Georgia Tech	5-1-0	136	55	9-2-1	252	132
Clemson	4-3-0	167	122	6-6-0	244	222
Virginia	4-3-0	172	150	6-5-0	262	217
North Carolina	3-4-0	129	154	5-6-0	224	223
Duke	2-5-0	94	174	4-7-0	193	252
NC State	2-5-0	121	189	3-8-0	186	305
Wake Forest	1-6-0	99	174	4-7-0	212	249

ACC Bowl Games

Cherry Bowl: **Maryland 35, Syracuse 18**
Independence Bowl: Minnesota 20, Clemson 13
All-American Bowl: Georgia Tech 17, Michigan State 14

Ranked #18



Maryland Results (9-3, 6-0)

9-3-0 (4-1, 3-1, 2-1) • ACC: 6-0-0, Champions
Head Coach: Bobby Ross

S7	[7]	[19]	Penn State	L	18-20
S14	[17]	[-]	Boston College [1]	W	31-13
S21	[17]	[-]	West Virginia	W	28-0
S28	[17]	[12]	at Michigan	L	0-20
O5			• at NC State	W	31-17
O19			• at Wake Forest	W	26-3
O26			• Duke	W	40-10
N2			• North Carolina [HC]	W	28-10
N9	[-]	[8]	Miami [2]	L	22-29
N16			• at Clemson	W	34-31
N29			• Virginia	W	33-21
Cherry Bowl					
D21			Syracuse [3]	W	35-18

[1] at Foxboro, Mass. (Sullivan Stadium)
[2] at Baltimore, Md. (Memorial Stadium)
[3] at Pontiac, Mich. (Pontiac Silverdome)



Dan Plocki kicked a game-winning field goal with three seconds left to lift the Terps past Clemson on Nov. 16.

ALL-TIME BOWL RESULTS

All-Time Record in Bowls: 6-9-2

Jan. 1, 1948 • Gator Bowl
Maryland 20, Georgia 20

Jan. 2, 1950 • Gator Bowl
Maryland 20, Missouri 7

Jan. 2, 1952 • Sugar Bowl
Maryland 28, Tennessee 13

Jan. 1, 1954 • Orange Bowl
Oklahoma 7, Maryland 0

Jan. 2, 1956 • Orange Bowl
Oklahoma 20, Maryland 6

Dec. 28, 1973 • Peach Bowl
Georgia 17, Maryland 16

Dec. 16, 1974 • Liberty Bowl
Tennessee 7, Maryland 3

Dec. 29, 1975 • Gator Bowl
Maryland 13, Florida 0

Jan. 1, 1977 • Cotton Bowl
Houston 30, Maryland 21

Dec. 22, 1977 • Hall of Fame Bowl
Maryland 17, Minnesota 7

Dec. 23, 1978 • Sun Bowl
Texas 42, Maryland 0

Dec. 20, 1980 • Tangerine Bowl
Florida 35, Maryland 20

Dec. 25, 1982 • Aloha Bowl
Washington 21, Maryland 20

Dec. 17, 1983 • Florida Citrus Bowl
Tennessee 30, Maryland 23

Dec. 22, 1984 • Sun Bowl
Maryland 28, Tennessee 27

Dec. 21, 1985 • Cherry Bowl
Maryland 35, Syracuse 18

Dec. 15, 1990 • Independence Bowl
Maryland 34, Louisiana Tech 34

GATOR BOWL

Gator Bowl
Jacksonville
Jan. 1, 1948



MARYLAND 20 GEORGIA 20

In front of the first capacity crowd in Gator Bowl history, 16,666, Maryland's Lu Gambino was a one-man wrecking crew, rushing for 165 yards and scoring three touchdowns. Gambino's three scores propelled Maryland to a 20-7 lead, but Georgia reeled off 13 points in the fourth quarter to tie the game. The Bulldogs threatened to win the game in the closing seconds, but time ran out with Georgia on Maryland's four-yard line. Despite the tie, there was no question as to the game's most valuable player. Gambino won the Burkhalter Award, signifying the game's outstanding performer. Gambino was inducted into the Gator Bowl Hall of Fame in 1992.

Box Score

	1st	2nd	3rd	4th		F
Maryland	0	7	13	0	–	20
Georgia	0	0	7	13	–	20

2-UM - Gambino 35-yard run (McHugh kick)
3-UG - Rauch 1-yard run (Geri kick)
3-UM - Gambino 1-yard run (kick failed)
3-UM - Gambino 24-yard pass from Baroni (McHugh kick)
4-UG - Geri 4-yard run (kick failed)
4-UG - Donaldson 9-yard pass from Rauch (Geri kick)

	UM	UG
First Downs	16	19
Rushing Yards	247	216
Passing	127	190
Comp-Att-Int	7-14-1	12-20-1
Punts-Avg.	5-44	4-40
Fumbles-Lost	0-0	2-1
Penalties-Yards	5-66	4-80

RUSHING-Maryland, Gambino 22-165, Idzik 2-32, Bonk 5-23, LaRue 4-24, Turyn 4-9, Brown 2-6, Tucker 2-3, Siebert 3-3, Roth 3-(-16). Georgia, Donaldson 10-69, Geri 7-56, Henderson 8-48, Reid 7-46, Nestorak 3-6, Bodine 3-2, Bradberry 1-2, Brunson 3-(-2), Rauch 3 (-10).
PASSING-Maryland, Baroni 7-14-127. Georgia, Rauch 12-20-190.
Att: 16,666

Maryland celebrates its first bowl in 1948.

GATOR BOWL

Gator Bowl
Jacksonville
Jan. 2, 1950



MARYLAND 20 MISSOURI 7

Three times in the first half Missouri turned the ball over, and all three times Maryland scored a touchdown as the Terrapins defeated the Tigers, 20-7, to earn their first-ever postseason victory. The Terrapin running attack, led by Bob Shemonski and Ed Modzelewski, amassed 266 rushing yards, the second-most by a Maryland bowl team. Maryland defensive back John Idzik set up Maryland's first score with a 26-yard interception return to the Tiger 11-yard line. Shemonski scored on a sweep on the next play for the go-ahead touchdown. Shemonski scored again on a six-yard run late in the second quarter to put the Terps up 20-0.

Box Score

	1st	2nd	3rd	4th		F
Maryland	7	13	0	0	–	20
Missouri	0	0	0	7	–	7

1-UM - Shemonski 11-yard run (Dean kick)
2-UM - Modzelewski 3-yard run (kick failed)
2-UM - Shemonski 6-yard run (Dean kick)
4-MO - Klein 4-yard run (Glorioso kick)

	UM	MO
First Downs	11	13
Rushing Yards	266	100
Passing	16	167
Comp-Att-Int	2-17-1	11-29-3
Punts-Avg.	7-39.0	3-38.0
Fumbles-Lost	1-1	5-5
Penalties-Yards	63	10

Att: 18,409



Shoo-Shoo Shemonski goes for a TD vs. Missouri.